

# OPEN -- Overall Stage Results

## Tallmilan cup

Printed maj 10, 2009 at 17:09



### Stage 1 -- CAS

	<b>PTS</b>	<b>TIME</b>	<b>HIT FACTOR</b>	<b>STAGE POINTS</b>	<b>STAGE PERCENT</b>	<b>COMPETITOR # Name</b>
1	112	18,34	6,1069	115,0000	100,00	59 Skoog, Lars-Tony
2	112	18,92	5,9197	111,4746	96,93	60 Östlin, Tommy
3	106	18,27	5,8019	109,2563	95,01	69 Rydell, Peter
4	112	27,06	4,1390	77,9416	67,78	27 Thim, Anders
5	107	26,35	4,0607	76,4685	66,49	33 Björklund, Thomas

# STANDARD -- Overall Stage Results

Tallmilan cup

Printed maj 10, 2009 at 17:09




## Stage 1 -- CAS

	<b>PTS</b>	<b>TIME</b>	<b>HIT FACTOR</b>	<b>STAGE POINTS</b>	<b>STAGE PERCENT</b>	<b>COMPETITOR # Name</b>
1	107	20,20	5,2970	115,0000	100,00	49 Lindstedt, Lars
2	113	21,36	5,2903	114,8531	99,87	15 Rosenblad, Jari
3	109	21,26	5,1270	111,3086	96,79	46 Parhammar, Mats
4	98	22,46	4,3633	94,7287	82,37	24 Olander, Micke
5	113	26,86	4,2070	91,3351	79,42	18 Jonkers, Chris
6	107	25,55	4,1879	90,9198	79,06	67 Lundqvist, Ulf
7	114	27,60	4,1304	89,6729	77,98	62 Ekstrand, Thomas
8	111	30,17	3,6792	79,8754	69,46	36 Bengtsson, Mikael
9	114	31,09	3,6668	79,6067	69,22	7 Svensson, Daniel
10	105	29,15	3,6021	78,2017	68,00	39 Stigstedt, Michael
11	99	28,98	3,4161	74,1656	64,49	10 Lundin, Per
12	86	27,49	3,1284	67,9187	59,06	23 Lundgren, Robert
13	109	35,22	3,0948	67,1897	58,43	26 Callin, Timmy
14	96	31,32	3,0651	66,5449	57,87	29 Forslund, Rickard
15	111	39,38	2,8187	61,1945	53,21	14 Tibblin, ZsaZsa
16	109	44,67	2,4401	52,9756	46,07	56 Berg, Yvonne
17	113	53,22	2,1233	46,0966	40,08	41 Miklaheim, Fredrik
18	111	52,51	2,1139	45,8930	39,91	34 Falk, Magnus
19	91	43,96	2,0701	44,9417	39,08	47 Matern-Lindewald, Henrik
20	105	58,32	1,8004	39,0874	33,99	53 Blomqvist, Joakim
21	111	66,23	1,6760	36,3859	31,64	63 Donred, Krister
22	78	49,86	1,5644	33,9631	29,53	68 Landstedt, Mikael
23	101	66,94	1,5088	32,7568	28,48	72 Jansson, Tommy
24	106	94,91	1,1168	24,2471	21,08	25 Callin, Kurt-Åke
25	75	71,74	1,0454	22,6968	19,74	65 Lindfors, Björn

# PRODUCTION -- Overall Stage Results

Tallmilan cup

Printed maj 10, 2009 at 17:09



## Stage 1 -- CAS

	<b>PTS</b>	<b>TIME</b>	<b>HIT FACTOR</b>	<b>STAGE POINTS</b>	<b>STAGE PERCENT</b>	<b>COMPETITOR # Name</b>
1	113	16,55	6,8278	115,0000	100,00	35 Säkki, Kristian
2	107	19,59	5,4620	91,9955	80,00	3 Svensson, Anders
3	103	21,14	4,8723	82,0634	71,36	30 Eklund, Lasse
4	99	21,59	4,5855	77,2325	67,16	50 Persson, Jon
5	97	21,66	4,4783	75,4277	65,59	19 Classon, Joakim
6	97	21,68	4,4742	75,3581	65,53	51 Johansson, Mikael
7	109	24,73	4,4076	74,2369	64,55	61 Ekelund, Linus
8	107	24,61	4,3478	73,2301	63,68	37 Lindholm, Morgan
9	101	24,08	4,1944	70,6451	61,43	21 Modigh, Johan
10	111	27,51	4,0349	67,9594	59,10	6 Astrom, Patrik
11	105	27,07	3,8788	65,3309	56,81	73 Karlsson, Peter
12	103	27,37	3,7632	63,3840	55,12	54 Pärnaste, Martin
13	111	29,55	3,7563	63,2678	55,02	22 Duse, Tobias
14	96	26,86	3,5741	60,1981	52,35	66 Skog, Magnus
15	109	30,62	3,5598	59,9568	52,14	43 Flyberg, Fredrik
16	103	35,37	2,9121	49,0478	42,65	58 Stureborn, Fredrik
17	105	41,71	2,5174	42,4001	36,87	70 Biverman, Marcus
18	84	35,35	2,3762	40,0228	34,80	13 Eliæson, Fredrik
19	103	49,55	2,0787	35,0115	30,44	2 Lindblå, Magnus
20	99	55,38	1,7876	30,1092	26,18	42 Berglund, Ulf
21	79	84,07	0,9397	15,8272	13,76	28 Sjöborg, Fredrik

# REVOLVER (STANDARD) -- Overall Stage Results

Tallmilan cup

Printed maj 10, 2009 at 17:09



## Stage 1 -- CAS

	<b>PTS</b>	<b>TIME</b>	<b>HIT FACTOR</b>	<b>STAGE POINTS</b>	<b>STAGE PERCENT</b>	<b>COMPETITOR # Name</b>
1	114	34,59	3,2958	115,0000	100,00	64 Lestander, Andre
2	110	33,74	3,2602	113,7604	98,92	5 Jansson, Mikael
3	111	43,90	2,5285	88,2271	76,72	9 Egemalm, Per
4	111	46,09	2,4083	84,0349	73,07	1 Bergfeldt, Per
5	107	50,14	2,1340	74,4634	64,75	8 Forsberg, Jim
6	110	64,34	1,7097	59,6561	51,87	38 Jansson, Kjell-Åke
7	0	90,31	0,0000	0,0000	0,00	40 Stenberg, Henrik

# OPEN -- Overall Stage Results

## Tallmilan cup

Printed maj 10, 2009 at 17:09



### Stage 2 -- 25 m V

	<b>PTS</b>	<b>TIME</b>	<b>HIT FACTOR</b>	<b>STAGE POINTS</b>	<b>STAGE PERCENT</b>	<b>COMPETITOR # Name</b>
1	99	14,14	7,0014	105,0000	100,00	59 Skoog, Lars-Tony
2	93	22,05	4,2177	63,2525	60,24	69 Rydell, Peter
3	99	24,85	3,9839	59,7465	56,90	60 Östlin, Tommy
4	98	27,43	3,5727	53,5801	51,03	27 Thim, Anders
5	101	34,10	2,9619	44,4192	42,30	33 Björklund, Thomas

# STANDARD -- Overall Stage Results

Tallmilan cup

Printed maj 10, 2009 at 17:09



## Stage 2 -- 25 m V

	<b>PTS</b>	<b>TIME</b>	<b>HIT FACTOR</b>	<b>STAGE POINTS</b>	<b>STAGE PERCENT</b>	<b>COMPETITOR # Name</b>
1	100	22,07	4,5310	105,0000	100,00	24 Olander, Micke
2	97	21,55	4,5012	104,3076	99,34	46 Parhammar, Mats
3	90	23,85	3,7736	87,4472	83,28	10 Lundin, Per
4	99	26,77	3,6982	85,6995	81,62	62 Ekstrand, Thomas
5	103	29,25	3,5214	81,6024	77,72	15 Rosenblad, Jari
6	103	29,97	3,4368	79,6420	75,85	18 Jonkers, Chris
7	94	27,97	3,3607	77,8802	74,17	29 Forslund, Rickard
8	88	27,07	3,2508	75,3331	71,75	49 Lindstedt, Lars
9	95	29,66	3,2030	74,2239	70,69	39 Stigstedt, Michael
10	101	31,84	3,1721	73,5089	70,01	47 Matern-Lindewald, Henrik
11	103	34,52	2,9838	69,1446	65,85	7 Svensson, Daniel
12	98	33,95	2,8866	66,8926	63,71	36 Bengtsson, Mikael
13	100	34,68	2,8835	66,8209	63,64	63 Donred, Krister
14	84	30,26	2,7759	64,3283	61,27	14 Tibblin, ZsaZsa
15	105	39,00	2,6923	62,3902	59,42	26 Callin, Timmy
16	99	37,35	2,6506	61,4237	58,50	23 Lundgren, Robert
17	85	33,57	2,5320	58,6758	55,88	56 Berg, Yvonne
18	91	37,18	2,4476	56,7184	54,02	67 Lundqvist, Ulf
19	76	33,40	2,2754	52,7301	50,22	34 Falk, Magnus
20	93	41,33	2,2502	52,1446	49,66	65 Lindfors, Björn
21	100	55,36	1,8064	41,8596	39,87	53 Blomqvist, Joakim
22	93	51,67	1,7999	41,7096	39,72	72 Jansson, Tommy
23	99	56,54	1,7510	40,5762	38,64	68 Landstedt, Mikael
24	86	49,88	1,7241	39,9543	38,05	41 Miklaheim, Fredrik
25	89	57,73	1,5417	35,7256	34,02	25 Callin, Kurt-Åke

# PRODUCTION -- Overall Stage Results

Tallmilan cup

Printed maj 10, 2009 at 17:09



## Stage 2 -- 25 m V

	<b>PTS</b>	<b>TIME</b>	<b>HIT FACTOR</b>	<b>STAGE POINTS</b>	<b>STAGE PERCENT</b>	<b>COMPETITOR # Name</b>
1	95	18,31	5,1884	105,0000	100,00	30 Eklund, Lasse
2	101	19,86	5,0856	102,9191	98,02	19 Classon, Joakim
3	105	22,25	4,7191	95,5022	90,95	6 Astrom, Patrik
4	78	17,32	4,5035	91,1383	86,80	66 Skog, Magnus
5	89	19,92	4,4679	90,4180	86,11	51 Johansson, Mikael
6	99	23,03	4,2987	86,9952	82,85	58 Stureborn, Fredrik
7	95	22,11	4,2967	86,9539	82,81	21 Modigh, Johan
8	103	24,31	4,2369	85,7445	81,66	54 Pärnaste, Martin
9	101	24,25	4,1649	84,2876	80,27	22 Duse, Tobias
10	99	24,41	4,0557	82,0770	78,17	43 Flyberg, Fredrik
11	91	22,49	4,0462	81,8853	77,99	35 Säkki, Kristian
12	101	25,61	3,9438	79,8116	76,01	37 Lindholm, Morgan
13	93	23,76	3,9141	79,2119	75,44	3 Svensson, Anders
14	84	23,07	3,6411	73,6861	70,18	50 Persson, Jon
15	91	27,20	3,3456	67,7059	64,48	73 Karlsson, Peter
16	101	30,81	3,2782	66,3413	63,18	61 Ekelund, Linus
17	97	31,36	3,0931	62,5965	59,62	13 Eliæson, Fredrik
18	93	30,69	3,0303	61,3254	58,41	70 Biverman, Marcus
19	44	32,33	1,3610	27,5423	26,23	2 Lindblå, Magnus
20	45	33,47	1,3445	27,2089	25,91	42 Berglund, Ulf
21	56	49,77	1,1252	22,7706	21,69	28 Sjöborg, Fredrik

# REVOLVER (STANDARD) -- Overall Stage Results

Tallmilan cup

Printed maj 10, 2009 at 17:09



## Stage 2 -- 25 m V

	<b>PTS</b>	<b>TIME</b>	<b>HIT FACTOR</b>	<b>STAGE POINTS</b>	<b>STAGE PERCENT</b>	<b>COMPETITOR # Name</b>
1	102	31,19	3,2703	105,0000	100,00	1 Bergfeldt, Per
2	105	32,76	3,2051	102,9082	98,01	64 Lestander, Andre
3	103	39,00	2,6410	84,7963	80,76	5 Jansson, Mikael
4	103	44,77	2,3006	73,8677	70,35	9 Egemalm, Per
5	101	45,18	2,2355	71,7761	68,36	8 Forsberg, Jim
6	104	49,21	2,1134	67,8554	64,62	40 Stenberg, Henrik
7	94	53,02	1,7729	56,9236	54,21	38 Jansson, Kjell-Åke



# OPEN -- Overall Stage Results

Tallmilan cup

Printed maj 10, 2009 at 17:09



## Stage 3 -- 25 m H

	<b>PTS</b>	<b>TIME</b>	<b>HIT FACTOR</b>	<b>STAGE POINTS</b>	<b>STAGE PERCENT</b>	<b>COMPETITOR # Name</b>
1	86	14,22	6,0478	90,0000	100,00	59 Skoog, Lars-Tony
2	90	20,11	4,4754	66,6000	74,00	60 Östlin, Tommy
3	80	21,61	3,7020	55,0908	61,21	27 Thim, Anders
4	88	25,03	3,5158	52,3197	58,13	69 Rydell, Peter
5	86	33,08	2,5998	38,6880	42,99	33 Björklund, Thomas

# STANDARD -- Overall Stage Results

Tallmilan cup

Printed maj 10, 2009 at 17:09



## Stage 3 -- 25 m H

	<b>PTS</b>	<b>TIME</b>	<b>HIT FACTOR</b>	<b>STAGE POINTS</b>	<b>STAGE PERCENT</b>	<b>COMPETITOR # Name</b>
1	89	16,49	5,3972	90,0000	100,00	49 Lindstedt, Lars
2	88	17,82	4,9383	82,3471	91,50	46 Parhammar, Mats
3	89	19,99	4,4522	74,2421	82,49	24 Olander, Micke
4	88	22,09	3,9837	66,4294	73,81	15 Rosenblad, Jari
5	84	21,83	3,8479	64,1651	71,29	39 Stigstedt, Michael
6	90	24,74	3,6378	60,6619	67,40	62 Ekstrand, Thomas
7	82	22,81	3,5949	59,9462	66,61	41 Miklaheim, Fredrik
8	84	23,58	3,5623	59,4030	66,00	10 Lundin, Per
9	77	23,48	3,2794	54,6847	60,76	14 Tibblin, ZsaZsa
10	88	27,25	3,2294	53,8504	59,83	36 Bengtsson, Mikael
11	88	27,32	3,2211	53,7125	59,68	29 Forslund, Rickard
12	78	24,26	3,2152	53,6138	59,57	47 Matern-Lindewald, Henrik
13	89	28,51	3,1217	52,0554	57,84	18 Jonkers, Chris
14	82	26,67	3,0746	51,2701	56,97	23 Lundgren, Robert
15	88	29,63	2,9700	49,5250	55,03	53 Blomqvist, Joakim
16	90	30,65	2,9364	48,9649	54,41	7 Svensson, Daniel
17	86	31,91	2,6951	44,9412	49,93	26 Callin, Timmy
18	86	34,85	2,4677	41,1499	45,72	56 Berg, Yvonne
19	83	36,20	2,2928	38,2334	42,48	63 Donred, Krister
20	79	35,07	2,2526	37,5634	41,74	68 Landstedt, Mikael
21	80	36,01	2,2216	37,0459	41,16	65 Lindfors, Björn
22	82	38,21	2,1460	35,7857	39,76	72 Jansson, Tommy
23	84	40,46	2,0761	34,6200	38,47	67 Lundqvist, Ulf
24	87	49,17	1,7694	29,5048	32,78	25 Callin, Kurt-Åke
25	47	50,58	0,9292	15,4950	17,22	34 Falk, Magnus

# PRODUCTION -- Overall Stage Results

Tallmilan cup

Printed maj 10, 2009 at 17:09




## Stage 3 -- 25 m H

	<b>PTS</b>	<b>TIME</b>	<b>HIT FACTOR</b>	<b>STAGE POINTS</b>	<b>STAGE PERCENT</b>	<b>COMPETITOR # Name</b>
1	80	17,01	4,7031	90,0000	100,00	35 Säkki, Kristian
2	90	22,00	4,0909	78,2847	86,98	37 Lindholm, Morgan
3	84	20,85	4,0288	77,0957	85,66	21 Modigh, Johan
4	84	20,97	4,0057	76,6545	85,17	54 Pärnaste, Martin
5	86	21,47	4,0056	76,6519	85,17	30 Eklund, Lasse
6	84	21,20	3,9623	75,8229	84,25	19 Classon, Joakim
7	86	23,14	3,7165	71,1200	79,02	58 Stureborn, Fredrik
8	80	21,61	3,7020	70,8422	78,71	43 Flyberg, Fredrik
9	90	24,39	3,6900	70,6135	78,46	73 Karlsson, Peter
10	88	23,88	3,6851	70,5188	78,35	3 Svensson, Anders
11	82	22,76	3,6028	68,9443	76,60	22 Duse, Tobias
12	80	22,80	3,5088	67,1447	74,61	50 Persson, Jon
13	86	25,64	3,3541	64,1855	71,32	51 Johansson, Mikael
14	88	26,59	3,3095	63,3317	70,37	6 Astrom, Patrik
15	76	24,76	3,0695	58,7381	65,26	13 Eliäson, Fredrik
16	88	32,77	2,6854	51,3882	57,10	61 Ekelund, Linus
17	86	35,04	2,4543	46,9668	52,19	2 Lindblå, Magnus
18	74	33,78	2,1906	41,9207	46,58	42 Berglund, Ulf
19	72	36,45	1,9753	37,8000	42,00	28 Sjöborg, Fredrik
20	0	23,34	0,0000	0,0000	0,00	70 Biverman, Marcus
21	0	23,08	0,0000	0,0000	0,00	66 Skog, Magnus

# REVOLVER (STANDARD) -- Overall Stage Results

Tallmilan cup

Printed maj 10, 2009 at 17:09



## Stage 3 -- 25 m H

	<b>PTS</b>	<b>TIME</b>	<b>HIT FACTOR</b>	<b>STAGE POINTS</b>	<b>STAGE PERCENT</b>	<b>COMPETITOR # Name</b>
1	90	24,38	3,6916	90,0000	100,00	5 Jansson, Mikael
2	89	25,26	3,5234	85,8994	95,44	64 Lestander, Andre
3	88	25,38	3,4673	84,5327	93,93	1 Bergfeldt, Per
4	88	34,46	2,5537	62,2589	69,18	9 Egemalm, Per
5	90	37,35	2,4096	58,7470	65,27	8 Forsberg, Jim
6	88	37,88	2,3231	56,6378	62,93	38 Jansson, Kjell-Åke
7	68	38,96	1,7454	42,5524	47,28	40 Stenberg, Henrik

# OPEN -- Overall Stage Results

Tallmilan cup

Printed maj 10, 2009 at 17:09



## Stage 4 -- Gropen

	<b>PTS</b>	<b>TIME</b>	<b>HIT FACTOR</b>	<b>STAGE POINTS</b>	<b>STAGE PERCENT</b>	<b>COMPETITOR # Name</b>
1	106	13,90	7,6259	110,0000	100,00	59 Skoog, Lars-Tony
2	104	16,92	6,1466	88,6614	80,60	60 Östlin, Tommy
3	103	18,27	5,6377	81,3205	73,93	69 Rydell, Peter
4	95	19,56	4,8569	70,0578	63,69	27 Thim, Anders
5	88	30,87	2,8507	41,1195	37,38	33 Björklund, Thomas

# STANDARD -- Overall Stage Results

Tallmilan cup

Printed maj 10, 2009 at 17:09



## Stage 4 -- Gropen

	<b>PTS</b>	<b>TIME</b>	<b>HIT FACTOR</b>	<b>STAGE POINTS</b>	<b>STAGE PERCENT</b>	<b>COMPETITOR # Name</b>
1	100	16,38	6,1050	110,0000	100,00	24 Olander, Micke
2	91	17,77	5,1210	92,2700	83,88	49 Lindstedt, Lars
3	98	20,31	4,8252	86,9406	79,04	46 Parhammar, Mats
4	104	22,97	4,5276	81,5791	74,16	29 Forslund, Rickard
5	85	19,98	4,2543	76,6532	69,68	62 Ekstrand, Thomas
6	99	23,48	4,2164	75,9703	69,06	18 Jonkers, Chris
7	86	21,28	4,0414	72,8171	66,20	41 Miklaheim, Fredrik
8	88	22,24	3,9568	71,2942	64,81	67 Lundqvist, Ulf
9	98	26,71	3,6690	66,1087	60,10	39 Stigstedt, Michael
10	105	28,75	3,6522	65,8049	59,82	47 Matern-Lindewald, Henrik
11	88	24,19	3,6379	65,5471	59,59	10 Lundin, Per
12	88	26,23	3,3549	60,4493	54,95	23 Lundgren, Robert
13	92	27,46	3,3503	60,3662	54,88	34 Falk, Magnus
14	81	25,20	3,2143	57,9150	52,65	14 Tibblin, ZsaZsa
15	102	31,98	3,1895	57,4683	52,24	68 Landstedt, Mikael
16	88	27,89	3,1553	56,8513	51,68	7 Svensson, Daniel
17	100	32,06	3,1192	56,2009	51,09	26 Callin, Timmy
18	103	36,33	2,8351	51,0832	46,44	53 Blomqvist, Joakim
19	105	37,48	2,8015	50,4773	45,89	15 Rosenblad, Jari
20	91	33,79	2,6931	48,5244	44,11	36 Bengtsson, Mikael
21	84	32,52	2,5830	46,5410	42,31	63 Donred, Krister
22	81	32,68	2,4786	44,6591	40,60	72 Jansson, Tommy
23	66	36,79	1,7940	32,3237	29,39	56 Berg, Yvonne
24	60	44,97	1,3342	24,0400	21,85	65 Lindfors, Björn
25	102	107,20	0,9515	17,1440	15,59	25 Callin, Kurt-Åke

# PRODUCTION -- Overall Stage Results

Tallmilan cup

Printed maj 10, 2009 at 17:09



## Stage 4 -- Gropen

	<b>PTS</b>	<b>TIME</b>	<b>HIT FACTOR</b>	<b>STAGE POINTS</b>	<b>STAGE PERCENT</b>	<b>COMPETITOR # Name</b>
1	106	17,75	5,9718	110,0000	100,00	35 Säkki, Kristian
2	98	17,09	5,7343	105,6256	96,02	73 Karlsson, Peter
3	94	17,74	5,2988	97,6022	88,73	21 Modigh, Johan
4	104	22,04	4,7187	86,9174	79,02	61 Ekelund, Linus
5	90	19,95	4,5113	83,0969	75,54	58 Stureborn, Fredrik
6	84	19,20	4,3750	80,5867	73,26	30 Eklund, Lasse
7	96	22,12	4,3400	79,9413	72,67	13 Eliæson, Fredrik
8	88	20,36	4,3222	79,6141	72,38	19 Classon, Joakim
9	104	24,13	4,3100	79,3892	72,17	51 Johansson, Mikael
10	94	22,79	4,1246	75,9747	69,07	3 Svensson, Anders
11	110	26,93	4,0847	75,2387	68,40	6 Astrom, Patrik
12	102	25,39	4,0173	73,9985	67,27	70 Biverman, Marcus
13	98	25,47	3,8477	70,8732	64,43	50 Persson, Jon
14	96	25,00	3,8400	70,7321	64,30	22 Duse, Tobias
15	70	18,52	3,7797	69,6213	63,29	66 Skog, Magnus
16	96	25,51	3,7632	69,3180	63,02	37 Lindholm, Morgan
17	98	28,76	3,4075	62,7657	57,06	54 Pärnaste, Martin
18	90	28,72	3,1337	57,7223	52,47	43 Flyberg, Fredrik
19	96	33,37	2,8768	52,9908	48,17	42 Berglund, Ulf
20	65	26,68	2,4363	44,8759	40,80	28 Sjöborg, Fredrik
21	92	39,93	2,3040	42,4398	38,58	2 Lindblå, Magnus

# REVOLVER (STANDARD) -- Overall Stage Results

Tallmilan cup

Printed maj 10, 2009 at 17:09



## Stage 4 -- Gropen

	<b>PTS</b>	<b>TIME</b>	<b>HIT FACTOR</b>	<b>STAGE POINTS</b>	<b>STAGE PERCENT</b>	<b>COMPETITOR # Name</b>
1	106	27,13	3,9071	110,0000	100,00	64 Lestander, Andre
2	104	27,97	3,7183	104,6833	95,17	1 Bergfeldt, Per
3	101	29,81	3,3881	95,3885	86,72	5 Jansson, Mikael
4	96	29,39	3,2664	91,9620	83,60	8 Forsberg, Jim
5	96	33,86	2,8352	79,8217	72,57	9 Egemalm, Per
6	100	40,26	2,4839	69,9299	63,57	38 Jansson, Kjell-Åke
7	66	42,82	1,5413	43,3944	39,45	40 Stenberg, Henrik



# OPEN -- Overall Stage Results

Tallmilan cup

Printed maj 10, 2009 at 17:09



## Stage 5 -- 100 m

	<b>PTS</b>	<b>TIME</b>	<b>HIT FACTOR</b>	<b>STAGE POINTS</b>	<b>STAGE PERCENT</b>	<b>COMPETITOR # Name</b>
1	108	19,30	5,5959	120,0000	100,00	59 Skoog, Lars-Tony
2	112	25,49	4,3939	94,2243	78,52	69 Rydell, Peter
3	100	24,46	4,0883	87,6715	73,06	60 Östlin, Tommy
4	105	37,87	2,7726	59,4578	49,55	27 Thim, Anders
5	100	37,13	2,6932	57,7550	48,13	33 Björklund, Thomas

# STANDARD -- Overall Stage Results

Tallmilan cup

Printed maj 10, 2009 at 17:09



## Stage 5 -- 100 m

	<b>PTS</b>	<b>TIME</b>	<b>HIT FACTOR</b>	<b>STAGE POINTS</b>	<b>STAGE PERCENT</b>	<b>COMPETITOR # Name</b>
1	106	21,54	4,9211	120,0000	100,00	49 Lindstedt, Lars
2	100	24,49	4,0833	99,5709	82,98	46 Parhammar, Mats
3	90	22,53	3,9947	97,4097	81,17	24 Olander, Micke
4	113	28,71	3,9359	95,9768	79,98	29 Forslund, Rickard
5	112	31,19	3,5909	87,5636	72,97	39 Stigstedt, Michael
6	98	29,43	3,3299	81,2002	67,67	41 Miklaheim, Fredrik
7	96	29,02	3,3081	80,6668	67,22	62 Ekstrand, Thomas
8	112	34,06	3,2883	80,1852	66,82	15 Rosenblad, Jari
9	96	30,76	3,1209	76,1037	63,42	7 Svensson, Daniel
10	108	34,95	3,0901	75,3525	62,79	34 Falk, Magnus
11	114	36,92	3,0878	75,2947	62,75	53 Blomqvist, Joakim
12	108	35,57	3,0363	74,0391	61,70	72 Jansson, Tommy
13	83	28,15	2,9485	71,8987	59,92	10 Lundin, Per
14	106	35,99	2,9453	71,8200	59,85	23 Lundgren, Robert
15	101	35,50	2,8451	69,3768	57,81	18 Jonkers, Chris
16	104	37,26	2,7912	68,0631	56,72	36 Bengtsson, Mikael
17	96	39,55	2,4273	59,1897	49,32	26 Callin, Timmy
18	72	30,23	2,3817	58,0785	48,40	14 Tibblin, ZsaZsa
19	79	33,89	2,3311	56,8429	47,37	63 Donred, Krister
20	68	30,74	2,2121	53,9419	44,95	47 Matern-Lindewald, Henrik
21	72	40,93	1,7591	42,8955	35,75	68 Landstedt, Mikael
22	65	39,22	1,6573	40,4135	33,68	65 Lindfors, Björn
23	87	53,82	1,6165	39,4182	32,85	56 Berg, Yvonne
24	77	66,61	1,1560	28,1885	23,49	25 Callin, Kurt-Åke
25	29	27,04	1,0725	26,1525	21,79	67 Lundqvist, Ulf

# PRODUCTION -- Overall Stage Results

Tallmilan cup

Printed maj 10, 2009 at 17:09




## Stage 5 -- 100 m

	<b>PTS</b>	<b>TIME</b>	<b>HIT FACTOR</b>	<b>STAGE POINTS</b>	<b>STAGE PERCENT</b>	<b>COMPETITOR # Name</b>
1	108	21,38	5,0514	120,0000	100,00	21 Modigh, Johan
2	104	21,85	4,7597	113,0699	94,22	73 Karlsson, Peter
3	100	21,46	4,6598	110,6969	92,25	35 Säkki, Kristian
4	102	23,28	4,3814	104,0836	86,74	37 Lindholm, Morgan
5	102	24,64	4,1396	98,3387	81,95	58 Stureborn, Fredrik
6	110	27,22	4,0411	95,9997	80,00	22 Duse, Tobias
7	90	22,43	4,0125	95,3188	79,43	30 Eklund, Lasse
8	114	28,63	3,9818	94,5908	78,83	13 Eliæson, Fredrik
9	100	25,84	3,8700	91,9333	76,61	50 Persson, Jon
10	94	25,35	3,7081	88,0877	73,41	61 Ekelund, Linus
11	81	22,89	3,5387	84,0629	70,05	66 Skog, Magnus
12	110	31,96	3,4418	81,7619	68,13	6 Astrom, Patrik
13	104	30,32	3,4301	81,4834	67,90	3 Svensson, Anders
14	91	26,77	3,3993	80,7529	67,29	51 Johansson, Mikael
15	80	24,06	3,3250	78,9877	65,82	19 Classon, Joakim
16	96	30,35	3,1631	75,1411	62,62	54 Pärnaste, Martin
17	79	27,87	2,8346	67,3372	56,11	43 Flyberg, Fredrik
18	85	30,56	2,7814	66,0740	55,06	2 Lindblå, Magnus
19	69	25,50	2,7059	64,2797	53,57	70 Biverman, Marcus
20	52	35,74	1,4550	34,5632	28,80	42 Berglund, Ulf
21	12	40,38	0,2972	7,0596	5,88	28 Sjöborg, Fredrik

# REVOLVER (STANDARD) -- Overall Stage Results

Tallmilan cup

Printed maj 10, 2009 at 17:09



## Stage 5 -- 100 m

	<b>PTS</b>	<b>TIME</b>	<b>HIT FACTOR</b>	<b>STAGE POINTS</b>	<b>STAGE PERCENT</b>	<b>COMPETITOR # Name</b>
1	103	31,61	3,2585	120,0000	100,00	1 Bergfeldt, Per
2	116	35,97	3,2249	118,7643	98,97	64 Lestander, Andre
3	91	32,40	2,8086	103,4344	86,20	5 Jansson, Mikael
4	81	32,14	2,5202	92,8128	77,34	8 Forsberg, Jim
5	108	50,55	2,1365	78,6812	65,57	9 Egemalm, Per
6	10	42,65	0,2345	8,6347	7,20	38 Jansson, Kjell-Åke
7	7	31,05	0,2254	8,3024	6,92	40 Stenberg, Henrik

# OPEN -- Overall Stage Results

## Tallmilan cup

Printed maj 10, 2009 at 17:09



### Stage 6 -- 300 m V

	<b>PTS</b>	<b>TIME</b>	<b>HIT FACTOR</b>	<b>STAGE POINTS</b>	<b>STAGE PERCENT</b>	<b>COMPETITOR # Name</b>
1	111	12,39	8,9588	120,0000	100,00	59 Skoog, Lars-Tony
2	114	18,01	6,3298	84,7853	70,65	69 Rydell, Peter
3	86	17,22	4,9942	66,8952	55,75	27 Thim, Anders
4	88	17,80	4,9438	66,2205	55,18	60 Östlin, Tommy
5	108	34,80	3,1034	41,5694	34,64	33 Björklund, Thomas

# STANDARD -- Overall Stage Results

Tallmilan cup

Printed maj 10, 2009 at 17:09



## Stage 6 -- 300 m V

	<b>PTS</b>	<b>TIME</b>	<b>HIT FACTOR</b>	<b>STAGE POINTS</b>	<b>STAGE PERCENT</b>	<b>COMPETITOR # Name</b>
1	108	14,46	7,4689	120,0000	100,00	49 Lindstedt, Lars
2	110	16,47	6,6788	107,3062	89,42	46 Parhammar, Mats
3	114	19,81	5,7547	92,4584	77,05	62 Ekstrand, Thomas
4	115	20,32	5,6594	90,9285	75,77	29 Forslund, Rickard
5	104	18,55	5,6065	90,0773	75,06	39 Stigstedt, Michael
6	114	21,50	5,3023	85,1907	70,99	41 Miklaheim, Fredrik
7	118	23,03	5,1238	82,3216	68,60	53 Blomqvist, Joakim
8	117	22,93	5,1025	81,9799	68,32	18 Jonkers, Chris
9	103	20,67	4,9831	80,0613	66,72	14 Tibblin, ZsaZsa
10	110	22,33	4,9261	79,1461	65,96	15 Rosenblad, Jari
11	112	23,41	4,7843	76,8674	64,06	23 Lundgren, Robert
12	117	24,69	4,7388	76,1361	63,45	7 Svensson, Daniel
13	116	24,59	4,7174	75,7923	63,16	36 Bengtsson, Mikael
14	116	26,44	4,3873	70,4892	58,74	47 Matern-Lindewald, Henrik
15	114	26,90	4,2379	68,0892	56,74	26 Callin, Timmy
16	73	18,33	3,9825	63,9862	53,32	10 Lundin, Per
17	111	28,27	3,9264	63,0845	52,57	63 Donred, Krister
18	94	25,03	3,7555	60,3383	50,28	68 Landstedt, Mikael
19	94	26,20	3,5878	57,6438	48,04	34 Falk, Magnus
20	100	29,78	3,3580	53,9512	44,96	65 Lindfors, Björn
21	102	32,25	3,1628	50,8155	42,35	72 Jansson, Tommy
22	102	32,70	3,1193	50,1162	41,76	56 Berg, Yvonne
23	110	41,23	2,6680	42,8652	35,72	25 Callin, Kurt-Åke
24	84	38,50	2,1818	35,0545	29,21	67 Lundqvist, Ulf
25	0	31,02	0,0000	0,0000	0,00	24 Olander, Micke

# PRODUCTION -- Overall Stage Results

Tallmilan cup

Printed maj 10, 2009 at 17:09



## Stage 6 -- 300 m V

	<b>PTS</b>	<b>TIME</b>	<b>HIT FACTOR</b>	<b>STAGE POINTS</b>	<b>STAGE PERCENT</b>	<b>COMPETITOR # Name</b>
1	102	13,72	7,4344	120,0000	100,00	66 Skog, Magnus
2	114	16,76	6,8019	109,7908	91,49	22 Duse, Tobias
3	100	15,34	6,5189	105,2228	87,69	30 Eklund, Lasse
4	110	17,86	6,1590	99,4137	82,84	37 Lindholm, Morgan
5	114	19,32	5,9006	95,2430	79,37	21 Modigh, Johan
6	102	17,65	5,7790	93,2805	77,73	50 Persson, Jon
7	98	17,13	5,7210	92,3430	76,95	73 Karlsson, Peter
8	98	17,16	5,7110	92,1815	76,82	51 Johansson, Mikael
9	110	19,27	5,7084	92,1396	76,78	6 Astrom, Patrik
10	112	19,89	5,6310	90,8905	75,74	58 Stureborn, Fredrik
11	106	19,37	5,4724	88,3307	73,61	19 Classon, Joakim
12	79	15,10	5,2318	84,4472	70,37	35 Säkki, Kristian
13	110	21,79	5,0482	81,4837	67,90	43 Flyberg, Fredrik
14	85	16,88	5,0355	81,2796	67,73	61 Ekelund, Linus
15	100	19,98	5,0050	80,7867	67,32	3 Svensson, Anders
16	116	23,56	4,9236	79,4727	66,23	54 Pärnaste, Martin
17	94	19,13	4,9137	79,3137	66,09	13 Eliæson, Fredrik
18	98	25,05	3,9122	63,1471	52,62	42 Berglund, Ulf
19	92	24,60	3,7398	60,3654	50,30	2 Lindblå, Magnus
20	96	26,06	3,6838	59,4610	49,55	70 Biverman, Marcus
21	92	29,52	3,1165	50,3045	41,92	28 Sjöborg, Fredrik

# REVOLVER (STANDARD) -- Overall Stage Results

Tallmilan cup

Printed maj 10, 2009 at 17:09



## Stage 6 -- 300 m V

	<b>PTS</b>	<b>TIME</b>	<b>HIT FACTOR</b>	<b>STAGE POINTS</b>	<b>STAGE PERCENT</b>	<b>COMPETITOR # Name</b>
1	90	20,22	4,4510	120,0000	100,00	1 Bergfeldt, Per
2	117	27,12	4,3142	116,3097	96,92	5 Jansson, Mikael
3	112	31,57	3,5477	95,6452	79,70	8 Forsberg, Jim
4	110	31,53	3,4887	94,0565	78,38	9 Egemalm, Per
5	80	24,83	3,2219	86,8627	72,39	40 Stenberg, Henrik
6	113	35,77	3,1591	85,1686	70,97	38 Jansson, Kjell-Åke
7	118	42,48	2,7778	74,8889	62,41	64 Lestander, Andre



# OPEN -- Overall Stage Results

Tallmilan cup

Printed maj 10, 2009 at 17:09



## Stage 7 -- Hjort

	<b>PTS</b>	<b>TIME</b>	<b>HIT FACTOR</b>	<b>STAGE POINTS</b>	<b>STAGE PERCENT</b>	<b>COMPETITOR # Name</b>
1	86	12,53	6,8635	90,0000	100,00	59 Skoog, Lars-Tony
2	83	16,74	4,9582	65,0156	72,24	60 Östlin, Tommy
3	62	15,05	4,1196	54,0195	60,02	69 Rydell, Peter
4	69	32,94	2,0947	27,4676	30,52	27 Thim, Anders
5	64	46,33	1,3814	18,1139	20,13	33 Björklund, Thomas

# STANDARD -- Overall Stage Results

Tallmilan cup

Printed maj 10, 2009 at 17:09



## Stage 7 -- Hjort

	PTS	TIME	HIT FACTOR	STAGE POINTS	STAGE PERCENT	COMPETITOR # Name
1	79	13,91	5,6794	90,0000	100,00	49 Lindstedt, Lars
2	77	15,24	5,0525	80,0660	88,96	46 Parhammar, Mats
3	83	19,40	4,2784	67,7983	75,33	62 Ekstrand, Thomas
4	62	16,34	3,7944	60,1287	66,81	24 Olander, Micke
5	79	25,48	3,1005	49,1327	54,59	7 Svensson, Daniel
6	55	18,44	2,9826	47,2655	52,52	39 Stigstedt, Michael
7	56	19,47	2,8762	45,5790	50,64	41 Miklaheim, Fredrik
8	47	16,76	2,8043	44,4392	49,38	29 Forslund, Rickard
9	54	19,67	2,7453	43,5043	48,34	18 Jonkers, Chris
10	49	18,86	2,5981	41,1715	45,75	23 Lundgren, Robert
11	49	20,20	2,4257	38,4403	42,71	14 Tibblin, ZsaZsa
12	36	17,83	2,0191	31,9959	35,55	10 Lundin, Per
13	41	22,13	1,8527	29,3593	32,62	36 Bengtsson, Mikael
14	41	22,75	1,8022	28,5591	31,73	68 Landstedt, Mikael
15	38	23,86	1,5926	25,2380	28,04	26 Callin, Timmy
16	40	29,03	1,3779	21,8351	24,26	34 Falk, Magnus
17	48	35,49	1,3525	21,4327	23,81	47 Matern-Lindewald, Henrik
18	23	23,61	0,9742	15,4374	17,15	15 Rosenblad, Jari
19	13	18,03	0,7210	11,4259	12,70	67 Lundqvist, Ulf
20	10	26,69	0,3747	5,9374	6,60	56 Berg, Yvonne
21	14	66,92	0,2092	3,3152	3,68	25 Callin, Kurt-Åke
22	3	23,39	0,1283	2,0325	2,26	72 Jansson, Tommy
23	0	20,73	0,0000	0,0000	0,00	53 Blomqvist, Joakim
24	0	25,44	0,0000	0,0000	0,00	63 Donred, Krister
25	0	33,47	0,0000	0,0000	0,00	65 Lindfors, Björn

# PRODUCTION -- Overall Stage Results

Tallmilan cup

Printed maj 10, 2009 at 17:09



## Stage 7 -- Hjort

	<b>PTS</b>	<b>TIME</b>	<b>HIT FACTOR</b>	<b>STAGE POINTS</b>	<b>STAGE PERCENT</b>	<b>COMPETITOR # Name</b>
1	74	15,89	4,6570	90,0000	100,00	66 Skog, Magnus
2	76	17,24	4,4084	85,1944	94,66	22 Duse, Tobias
3	64	15,08	4,2440	82,0188	91,13	37 Lindholm, Morgan
4	63	15,25	4,1311	79,8372	88,71	21 Modigh, Johan
5	72	18,61	3,8689	74,7689	83,08	58 Stureborn, Fredrik
6	59	15,75	3,7460	72,3946	80,44	19 Classon, Joakim
7	67	18,26	3,6692	70,9102	78,79	50 Persson, Jon
8	58	15,87	3,6547	70,6294	78,48	30 Eklund, Lasse
9	65	18,40	3,5326	68,2701	75,86	6 Astrom, Patrik
10	57	18,12	3,1457	60,7927	67,55	54 Pärnaste, Martin
11	49	16,44	2,9805	57,6009	64,00	73 Karlsson, Peter
12	64	22,50	2,8444	54,9708	61,08	43 Flyberg, Fredrik
13	34	12,37	2,7486	53,1183	59,02	35 Säkki, Kristian
14	48	19,65	2,4427	47,2078	52,45	51 Johansson, Mikael
15	48	19,69	2,4378	47,1119	52,35	61 Ekelund, Linus
16	39	16,58	2,3522	45,4585	50,51	70 Biverman, Marcus
17	43	18,99	2,2643	43,7601	48,62	2 Lindblå, Magnus
18	16	19,96	0,8016	15,4915	17,21	13 Eliæson, Fredrik
19	0	18,80	0,0000	0,0000	0,00	42 Berglund, Ulf
20	0	24,89	0,0000	0,0000	0,00	28 Sjöborg, Fredrik
21	0	0,00	0,0000	0,0000	0,00	3 Svensson, Anders

# REVOLVER (STANDARD) -- Overall Stage Results

Tallmilan cup

Printed maj 10, 2009 at 17:09



## Stage 7 -- Hjort

	<b>PTS</b>	<b>TIME</b>	<b>HIT FACTOR</b>	<b>STAGE POINTS</b>	<b>STAGE PERCENT</b>	<b>COMPETITOR # Name</b>
1	82	22,06	3,7171	90,0000	100,00	1 Bergfeldt, Per
2	76	24,38	3,1173	75,4769	83,86	9 Egemalm, Per
3	66	22,83	2,8909	69,9958	77,77	40 Stenberg, Henrik
4	81	29,42	2,7532	66,6617	74,07	38 Jansson, Kjell-Åke
5	50	22,47	2,2252	53,8767	59,86	5 Jansson, Mikael
6	84	38,06	2,2070	53,4373	59,37	64 Lestander, Andre
7	56	28,82	1,9431	47,0466	52,27	8 Forsberg, Jim

# Tallmilan cup

Printed maj 10, 2009 at 17:09



## Disqualified Shooters

<u>No.</u>	<u>Name</u>
------------	-------------

4	Bjork, Robert
57	Eliasson, Fredrik