

OPEN -- Overall Stage Results

Tallmilan Cup 2010

Printed maj 9, 2010 at 17:05




Stage 1 -- Stage 1

	PTS	TIME	HIT FACTOR	STAGE POINTS	STAGE PERCENT	COMPETITOR # Name
1	113	13,15	8,5932	115,0000	100,00	38 Skoog, Lars-Tony
2	115	22,08	5,2083	69,7018	60,61	63 Rydell, Peter
3	107	22,61	4,7324	63,3328	55,07	82 Lundqvist, Ulf
4	109	23,84	4,5721	61,1879	53,21	69 Lönn, Rolf
5	94	22,41	4,1946	56,1347	48,81	5 Edin, Bo
6	0	3,39	0,0000	0,0000	0,00	51 Landstedt, Micke

STANDARD -- Overall Stage Results

Tallmilan Cup 2010

Printed maj 9, 2010 at 17:05




Stage 1 -- Stage 1

	PTS	TIME	HIT FACTOR	STAGE POINTS	STAGE PERCENT	COMPETITOR # Name
1	107	15,87	6,7423	115,0000	100,00	8 Lundberg, Clas
2	110	16,53	6,6546	113,5039	98,70	68 Dahlman, Roland
3	109	17,09	6,3780	108,7866	94,60	72 Lundberg, Sven
4	105	16,52	6,3559	108,4102	94,27	52 Olander, Micke
5	114	18,48	6,1688	105,2189	91,49	32 Karlsson, Kenneth
6	108	18,91	5,7113	97,4144	84,71	37 Lindstedt, Lars
7	112	20,25	5,5309	94,3374	82,03	22 Rosenblad, Jari
8	112	20,40	5,4902	93,6438	81,43	23 Sundgren, Jens
9	107	21,32	5,0188	85,6027	74,44	47 Parhammar, Mats
10	107	22,63	4,7282	80,6474	70,13	61 Lundin, Per
11	108	23,01	4,6936	80,0568	69,61	4 Bäckström, Bengt
12	105	22,38	4,6917	80,0240	69,59	75 Ekstrand, Thomas
13	98	22,30	4,3946	74,9570	65,18	17 Andersson, Hans
14	115	27,84	4,1307	70,4563	61,27	24 Forsberg, Jim
15	98	24,31	4,0313	68,7594	59,79	67 Lundgren, Robert
16	96	24,76	3,8772	66,1320	57,51	19 Matern-Lindewald, Henrik
17	114	29,57	3,8553	65,7574	57,18	10 Svensson, Daniel
18	108	28,23	3,8257	65,2535	56,74	49 Stigstedt, Michael
19	111	30,54	3,6346	61,9933	53,91	30 Persson, Karsten
20	107	30,94	3,4583	58,9867	51,29	77 Kallin, Timmy
21	93	27,34	3,4016	58,0197	50,45	11 Eliaseson, Fredrik
22	103	31,52	3,2678	55,7368	48,47	76 Lundgren, Thomas
23	111	34,06	3,2590	55,5865	48,34	74 Björlund, Thomas
24	111	36,03	3,0808	52,5472	45,69	87 Tunfalk, Mats
25	90	31,26	2,8791	49,1071	42,70	34 Jansson, Kjell-Åke
26	105	38,38	2,7358	46,6633	40,58	65 Soler, Ricardo
27	105	40,40	2,5990	44,3301	38,55	31 Garp, Kenneth
28	90	40,33	2,2316	38,0632	33,10	83 Siljedahl, Ulf
29	51	33,29	1,5320	26,1305	22,72	12 Motevaseli, Farshad

PRODUCTION -- Overall Stage Results

Tallmilan Cup 2010

Printed maj 9, 2010 at 17:05




Stage 1 -- Stage 1

	PTS	TIME	HIT FACTOR	STAGE POINTS	STAGE PERCENT	COMPETITOR # Name
1	113	17,12	6,6005	115,0000	100,00	70 Ekstedt, Stefan
2	99	16,37	6,0476	105,3682	91,62	13 Wildemo, Fredrik
3	107	17,81	6,0079	104,6750	91,02	14 Flyberg, Fredrik
4	95	16,53	5,7471	100,1322	87,07	33 Stangvik, Kent
5	111	19,71	5,6317	98,1205	85,32	27 Modigh, Johan
6	115	21,16	5,4348	94,6903	82,34	66 Gustafsson, Rickard
7	105	19,79	5,3057	92,4414	80,38	18 Holmqvist, Hans
8	82	16,17	5,0711	88,3542	76,83	64 Svedberg, Peter
9	113	23,31	4,8477	84,4616	73,44	53 Agnebo, Mikael
10	109	22,67	4,8081	83,7719	72,85	44 Schaefer, Martin
11	107	22,79	4,6950	81,8018	71,13	45 Tuveson, Niklas
12	113	24,31	4,6483	80,9873	70,42	43 Pärnaste, Martin
13	109	24,15	4,5135	78,6380	68,38	21 Larsson, Jan
14	86	19,14	4,4932	78,2852	68,07	26 Classon, Joakim
15	107	24,61	4,3478	75,7522	65,87	78 Duse, Tobias
16	111	26,52	4,1855	72,9244	63,41	28 Bjuhr, Jörgen
17	99	25,20	3,9286	68,4475	59,52	54 Söderström, Mikael D
18	107	28,49	3,7557	65,4357	56,90	55 Thulin, Mikael
19	94	25,11	3,7435	65,2235	56,72	58 Åström, Patrik
20	105	28,11	3,7353	65,0806	56,59	79 Vuolevi, Tommi
21	88	24,28	3,6244	63,1476	54,91	9 Nordström, Daniel
22	111	31,70	3,5016	61,0080	53,05	6 Pålsson, Carl
23	111	32,00	3,4688	60,4361	52,55	48 Högström, Mattias
24	86	25,27	3,4032	59,2948	51,56	81 Persson, Torkel
25	111	32,89	3,3749	58,8007	51,13	2 Rothman, Anders
26	107	33,26	3,2171	56,0512	48,74	86 Larsson, Håkan
27	95	29,95	3,1720	55,2650	48,06	1 Franzen, Anders
28	82	26,40	3,1061	54,1169	47,06	84 Johansson, Uno
29	115	39,90	2,8822	50,2167	43,67	35 Donred, Krister
30	101	63,27	1,5963	27,8129	24,19	56 Idemalm, Nils
31	64	43,51	1,4709	25,6280	22,29	29 Lallerstedt, Karl
32	47	67,38	0,6975	12,1532	10,57	73 Lundin, Sven

REVOLVER (STANDARD) -- Overall Stage Results

Tallmilan Cup 2010

Printed maj 9, 2010 at 17:05



Stage 1 -- Stage 1

	PTS	TIME	HIT FACTOR	STAGE POINTS	STAGE PERCENT	COMPETITOR # Name
1	97	25,40	3,8189	115,0000	100,00	59 Bergfeldt, Per
2	113	30,47	3,7086	111,6775	97,11	57 Selinder, Patrik
3	113	30,49	3,7061	111,6043	97,05	50 Jansson, Mikael
4	111	33,07	3,3565	101,0761	87,89	60 Egemalm, Per
5	108	43,00	2,5116	75,6337	65,77	40 Lindblå, Magnus
6	81	42,80	1,8925	56,9903	49,56	20 Stenberg, Henrik

OPEN -- Overall Stage Results

Tallmilan Cup 2010

Printed maj 9, 2010 at 17:05




Stage 2 -- Stage 2

	PTS	TIME	HIT FACTOR	STAGE POINTS	STAGE PERCENT	COMPETITOR # Name
1	81	11,87	6,8239	85,0000	100,00	38 Skoog, Lars-Tony
2	77	15,50	4,9677	61,8791	72,80	5 Edin, Bo
3	72	15,65	4,6006	57,3064	67,42	82 Lundqvist, Ulf
4	78	18,09	4,3118	53,7082	63,19	63 Rydell, Peter
5	58	13,55	4,2804	53,3179	62,73	69 Lönn, Rolf
6	75	18,34	4,0894	50,9386	59,93	51 Landstedt, Micke

STANDARD -- Overall Stage Results

Tallmilan Cup 2010

Printed maj 9, 2010 at 17:05




Stage 2 -- Stage 2

	PTS	TIME	HIT FACTOR	STAGE POINTS	STAGE PERCENT	COMPETITOR # Name
1	77	13,13	5,8644	85,0000	100,00	8 Lundberg, Clas
2	81	15,54	5,2124	75,5487	88,88	37 Lindstedt, Lars
3	77	16,41	4,6923	68,0104	80,01	76 Lundgren, Thomas
4	74	16,12	4,5906	66,5364	78,28	17 Andersson, Hans
5	65	14,80	4,3919	63,6568	74,89	72 Lundberg, Sven
6	78	17,81	4,3796	63,4781	74,68	49 Stigstedt, Michael
7	77	17,72	4,3454	62,9825	74,10	22 Rosenblad, Jari
8	74	17,32	4,2725	61,9265	72,85	23 Sundgren, Jens
9	81	19,95	4,0602	58,8484	69,23	47 Parhammar, Mats
10	74	18,81	3,9341	57,0211	67,08	32 Karlsson, Kenneth
11	58	14,81	3,9163	56,7631	66,78	68 Dahlman, Roland
12	79	20,56	3,8424	55,6925	65,52	67 Lundgren, Robert
13	60	15,97	3,7570	54,4552	64,06	52 Olander, Micke
14	80	22,22	3,6004	52,1842	61,39	10 Svensson, Daniel
15	81	23,32	3,4734	50,3442	59,23	74 Björlund, Thomas
16	76	22,06	3,4451	49,9345	58,75	24 Forsberg, Jim
17	61	20,26	3,0109	43,6399	51,34	61 Lundin, Per
18	74	26,31	2,8126	40,7665	47,96	4 Bäckström, Bengt
19	52	18,56	2,8017	40,6086	47,77	75 Ekstrand, Thomas
20	68	24,68	2,7553	39,9353	46,98	11 Eliaseson, Fredrik
21	75	29,07	2,5800	37,3946	43,99	87 Tunfalk, Mats
22	67	26,67	2,5122	36,4120	42,84	77 Kallin, Timmy
23	73	29,09	2,5095	36,3724	42,79	12 Motevaseli, Farshad
24	77	31,76	2,4244	35,1401	41,34	31 Garp, Kenneth
25	81	35,95	2,2531	32,6572	38,42	65 Soler, Ricardo
26	67	30,66	2,1853	31,6735	37,26	34 Jansson, Kjell-Åke
27	64	31,31	2,0441	29,6271	34,86	83 Siljedahl, Ulf
28	45	24,24	1,8564	26,9075	31,66	19 Matern-Lindewald, Henrik
29	46	25,40	1,8110	26,2493	30,88	30 Persson, Karsten

PRODUCTION -- Overall Stage Results

Tallmilan Cup 2010

Printed maj 9, 2010 at 17:05




Stage 2 -- Stage 2

	PTS	TIME	HIT FACTOR	STAGE POINTS	STAGE PERCENT	COMPETITOR # Name
1	73	12,71	5,7435	85,0000	100,00	13 Wildemo, Fredrik
2	71	12,77	5,5599	82,2828	96,80	33 Stangvik, Kent
3	75	15,57	4,8170	71,2876	83,87	27 Modigh, Johan
4	67	14,17	4,7283	69,9756	82,32	70 Ekstedt, Stefan
5	73	15,76	4,6320	68,5501	80,65	18 Holmqvist, Hans
6	81	18,20	4,4505	65,8651	77,49	45 Tuveson, Niklas
7	71	16,30	4,3558	64,4633	75,84	14 Flyberg, Fredrik
8	73	16,80	4,3452	64,3066	75,65	53 Agnebo, Mikael
9	73	17,34	4,2099	62,3039	73,30	43 Pärnaste, Martin
10	73	18,03	4,0488	59,9196	70,49	64 Svedberg, Peter
11	65	16,42	3,9586	58,5844	68,92	84 Johansson, Uno
12	77	20,09	3,8328	56,7221	66,73	78 Duse, Tobias
13	66	17,36	3,8018	56,2647	66,19	28 Bjuhr, Jörgen
14	75	20,12	3,7276	55,1664	64,90	44 Schaefer, Martin
15	67	18,97	3,5319	52,2696	61,49	54 Söderström, Mikael D
16	73	22,26	3,2794	48,5332	57,10	56 Idemalm, Nils
17	73	22,81	3,2004	47,3630	55,72	66 Gustafsson, Rickard
18	43	13,55	3,1734	46,9646	55,25	1 Franzen, Anders
19	54	17,91	3,0151	44,6211	52,50	21 Larsson, Jan
20	71	24,42	2,9075	43,0283	50,62	9 Nordström, Daniel
21	62	22,59	2,7446	40,6179	47,79	58 Åström, Patrik
22	39	14,54	2,6823	39,6955	46,70	26 Classon, Joakim
23	64	24,67	2,5942	38,3930	45,17	6 Pålsson, Carl
24	62	24,85	2,4950	36,9238	43,44	86 Larsson, Håkan
25	73	29,53	2,4721	36,5848	43,04	2 Rothman, Anders
26	62	25,20	2,4603	36,4110	42,84	79 Vuolevi, Tommi
27	33	13,48	2,4481	36,2298	42,62	81 Persson, Torkel
28	56	23,57	2,3759	35,1617	41,37	55 Thulin, Mikael
29	52	27,07	1,9209	28,4287	33,45	35 Donred, Krister
30	23	27,08	0,8493	12,5696	14,79	73 Lundin, Sven
31	26	33,98	0,7652	11,3238	13,32	29 Lallerstedt, Karl
32	3	20,37	0,1473	2,1796	2,56	48 Högström, Mattias

REVOLVER (STANDARD) -- Overall Stage Results

Tallmilan Cup 2010

Printed maj 9, 2010 at 17:05



Stage 2 -- Stage 2

	PTS	TIME	HIT FACTOR	STAGE POINTS	STAGE PERCENT	COMPETITOR # Name
1	78	22,89	3,4076	85,0000	100,00	59 Bergfeldt, Per
2	66	25,53	2,5852	64,4857	75,87	50 Jansson, Mikael
3	68	28,68	2,3710	59,1425	69,58	57 Selinder, Patrik
4	79	33,48	2,3596	58,8588	69,25	60 Egemalm, Per
5	75	36,18	2,0730	51,7086	60,83	20 Stenberg, Henrik
6	56	32,51	1,7225	42,9676	50,55	40 Lindblå, Magnus

OPEN -- Overall Stage Results

Tallmilan Cup 2010

Printed maj 9, 2010 at 17:05




Stage 3 -- Stage 3

	PTS	TIME	HIT FACTOR	STAGE POINTS	STAGE PERCENT	COMPETITOR # Name
1	86	17,97	4,7858	105,0000	100,00	38 Skoog, Lars-Tony
2	103	25,02	4,1167	90,3210	86,02	5 Edin, Bo
3	87	23,90	3,6402	79,8657	76,06	69 Lönn, Rolf
4	101	39,78	2,5390	55,7052	53,05	82 Lundqvist, Ulf
5	82	36,15	2,2683	49,7673	47,40	63 Rydell, Peter
6	53	48,56	1,0914	23,9462	22,81	51 Landstedt, Micke

STANDARD -- Overall Stage Results

Tallmilan Cup 2010

Printed maj 9, 2010 at 17:05




Stage 3 -- Stage 3

	PTS	TIME	HIT FACTOR	STAGE POINTS	STAGE PERCENT	COMPETITOR # Name
1	98	25,58	3,8311	105,0000	100,00	8 Lundberg, Clas
2	99	27,08	3,6558	100,1960	95,42	37 Lindstedt, Lars
3	80	24,70	3,2389	88,7681	84,54	72 Lundberg, Sven
4	103	36,67	2,8088	76,9822	73,32	24 Forsberg, Jim
5	87	33,34	2,6095	71,5183	68,11	52 Olander, Micke
6	82	31,83	2,5762	70,6059	67,24	23 Sundgren, Jens
7	92	38,32	2,4008	65,8000	62,67	4 Bäckström, Bengt
8	84	35,13	2,3911	65,5337	62,41	47 Parhammar, Mats
9	93	38,90	2,3907	65,5235	62,40	22 Rosenblad, Jari
10	86	38,99	2,2057	60,4518	57,57	75 Ekstrand, Thomas
11	87	39,53	2,2009	60,3193	57,45	17 Andersson, Hans
12	84	38,29	2,1938	60,1254	57,26	68 Dahlman, Roland
13	97	45,66	2,1244	58,2237	55,45	76 Lundgren, Thomas
14	91	43,90	2,0729	56,8121	54,11	11 Eliaseson, Fredrik
15	78	38,68	2,0165	55,2678	52,64	32 Karlsson, Kenneth
16	85	45,50	1,8681	51,2002	48,76	10 Svensson, Daniel
17	100	54,98	1,8188	49,8493	47,48	19 Matern-Lindewald, Henrik
18	83	46,46	1,7865	48,9624	46,63	30 Persson, Karsten
19	72	44,57	1,6154	44,2745	42,17	61 Lundin, Per
20	80	52,93	1,5114	41,4240	39,45	67 Lundgren, Robert
21	68	46,85	1,4514	39,7798	37,89	65 Soler, Ricardo
22	83	63,39	1,3094	35,8857	34,18	49 Stigstedt, Michael
23	81	65,40	1,2385	33,9446	32,33	77 Kallin, Timmy
24	74	62,46	1,1848	32,4708	30,92	31 Garp, Kenneth
25	62	61,01	1,0162	27,8519	26,53	12 Motevaseli, Farshad
26	33	38,62	0,8545	23,4188	22,30	74 Björlund, Thomas
27	47	57,08	0,8234	22,5672	21,49	34 Jansson, Kjell-Åke
28	25	60,57	0,4127	11,3122	10,77	83 Siljedahl, Ulf
29	0	51,48	0,0000	0,0000	0,00	87 Tunfalk, Mats

PRODUCTION -- Overall Stage Results

Tallmilan Cup 2010

Printed maj 9, 2010 at 17:05



Stage 3 -- Stage 3

	PTS	TIME	HIT FACTOR	STAGE POINTS	STAGE PERCENT	COMPETITOR # Name
1	93	22,10	4,2081	105,0000	100,00	70 Ekstedt, Stefan
2	93	25,11	3,7037	92,4134	88,01	64 Svedberg, Peter
3	97	26,69	3,6343	90,6822	86,36	33 Stangvik, Kent
4	91	30,52	2,9817	74,3970	70,85	18 Holmqvist, Hans
5	97	34,01	2,8521	71,1646	67,78	27 Modigh, Johan
6	87	32,00	2,7188	67,8372	64,61	14 Flyberg, Fredrik
7	93	39,60	2,3485	58,5985	55,81	78 Duse, Tobias
8	85	37,54	2,2643	56,4967	53,81	66 Gustafsson, Rickard
9	75	33,13	2,2638	56,4857	53,80	54 Söderström, Mikael D
10	65	29,06	2,2368	55,8106	53,15	26 Classon, Joakim
11	70	31,42	2,2279	55,5892	52,94	13 Wildemo, Fredrik
12	93	43,53	2,1365	53,3081	50,77	2 Rothman, Anders
13	97	54,64	1,7753	44,2955	42,19	6 Pålsson, Carl
14	82	47,62	1,7220	42,9658	40,92	43 Pärnaste, Martin
15	93	56,54	1,6449	41,0417	39,09	44 Schaefer, Martin
16	66	40,19	1,6422	40,9755	39,02	1 Franzen, Anders
17	88	55,54	1,5844	39,5344	37,65	48 Högström, Mattias
18	72	45,62	1,5783	39,3800	37,50	79 Vuolevi, Tommi
19	91	62,15	1,4642	36,5341	34,79	55 Thulin, Mikael
20	68	47,93	1,4187	35,3997	33,71	28 Bjuhr, Jörgen
21	53	44,47	1,1918	29,7377	28,32	35 Donred, Krister
22	85	75,64	1,1237	28,0392	26,70	86 Larsson, Håkan
23	32	29,40	1,0884	27,1582	25,86	53 Agnebo, Mikael
24	38	35,28	1,0771	26,8753	25,60	21 Larsson, Jan
25	43	42,60	1,0094	25,1859	23,99	45 Tuveson, Niklas
26	61	62,74	0,9723	24,2596	23,10	58 Åström, Patrik
27	47	61,07	0,7696	19,2030	18,29	84 Johansson, Uno
28	26	34,93	0,7443	18,5726	17,69	9 Nordström, Daniel
29	29	46,83	0,6193	15,4516	14,72	81 Persson, Torkel
30	34	81,74	0,4160	10,3787	9,88	29 Lallerstedt, Karl
31	0	80,01	0,0000	0,0000	0,00	73 Lundin, Sven
32	0	101,00	0,0000	0,0000	0,00	56 Idemalm, Nils

REVOLVER (STANDARD) -- Overall Stage Results

Tallmilan Cup 2010

Printed maj 9, 2010 at 17:05



Stage 3 -- Stage 3

	PTS	TIME	HIT FACTOR	STAGE POINTS	STAGE PERCENT	COMPETITOR # Name
1	102	43,00	2,3721	105,0000	100,00	59 Bergfeldt, Per
2	97	51,91	1,8686	82,7139	78,78	57 Selinder, Patrik
3	81	45,34	1,7865	79,0790	75,31	50 Jansson, Mikael
4	80	48,89	1,6363	72,4315	68,98	60 Egemalm, Per
5	77	73,35	1,0498	46,4674	44,25	20 Stenberg, Henrik
6	48	69,24	0,6932	30,6861	29,22	40 Lindblå, Magnus

OPEN -- Overall Stage Results

Tallmilan Cup 2010

Printed maj 9, 2010 at 17:05




Stage 4 -- Stage 4

	PTS	TIME	HIT FACTOR	STAGE POINTS	STAGE PERCENT	COMPETITOR # Name
1	119	15,21	7,8238	125,0000	100,00	38 Skoog, Lars-Tony
2	102	19,11	5,3375	85,2770	68,22	69 Lönn, Rolf
3	116	23,04	5,0347	80,4392	64,35	5 Edin, Bo
4	113	23,11	4,8897	78,1215	62,50	63 Rydell, Peter
5	109	25,09	4,3444	69,4094	55,53	82 Lundqvist, Ulf
6	111	42,12	2,6353	42,1043	33,68	51 Landstedt, Micke

STANDARD -- Overall Stage Results

Tallmilan Cup 2010

Printed maj 9, 2010 at 17:05




Stage 4 -- Stage 4

	PTS	TIME	HIT FACTOR	STAGE POINTS	STAGE PERCENT	COMPETITOR # Name
1	118	14,60	8,0822	125,0000	100,00	72 Lundberg, Sven
2	115	15,14	7,5958	117,4770	93,98	32 Karlsson, Kenneth
3	117	17,23	6,7905	105,0223	84,02	8 Lundberg, Clas
4	102	15,67	6,5093	100,6728	80,54	37 Lindstedt, Lars
5	123	19,59	6,2787	97,1072	77,69	52 Olander, Micke
6	119	19,50	6,1026	94,3829	75,51	68 Dahlman, Roland
7	114	19,89	5,7315	88,6443	70,92	22 Rosenblad, Jari
8	115	21,58	5,3290	82,4190	65,94	47 Parhammar, Mats
9	119	22,49	5,2912	81,8349	65,47	75 Ekstrand, Thomas
10	124	24,53	5,0550	78,1817	62,55	23 Sundgren, Jens
11	123	24,59	5,0020	77,3620	61,89	24 Forsberg, Jim
12	109	24,29	4,4874	69,4033	55,52	61 Lundin, Per
13	110	24,78	4,4391	68,6550	54,92	19 Matern-Lindewald, Henrik
14	120	27,17	4,4166	68,3081	54,65	10 Svensson, Daniel
15	118	27,39	4,3081	66,6302	53,30	17 Andersson, Hans
16	117	27,61	4,2376	65,5391	52,43	74 Björlund, Thomas
17	107	25,42	4,2093	65,1012	52,08	77 Kallin, Timmy
18	104	27,22	3,8207	59,0916	47,27	4 Bäckström, Bengt
19	116	31,58	3,6732	56,8103	45,45	49 Stigstedt, Michael
20	123	35,59	3,4560	53,4513	42,76	76 Lundgren, Thomas
21	121	37,53	3,2241	49,8641	39,89	34 Jansson, Kjell-Åke
22	115	35,79	3,2132	49,6955	39,76	11 Eliaseson, Fredrik
23	102	34,75	2,9353	45,3969	36,32	83 Siljedahl, Ulf
24	91	33,47	2,7189	42,0501	33,64	65 Soler, Ricardo
25	92	40,28	2,2840	35,3248	28,26	67 Lundgren, Robert
26	113	50,62	2,2323	34,5253	27,62	31 Garp, Kenneth
27	83	41,38	2,0058	31,0219	24,82	30 Persson, Karsten
28	57	32,46	1,7560	27,1586	21,73	12 Motevaseli, Farshad
29	102	60,06	1,6983	26,2661	21,01	87 Tunfalk, Mats
30	77	56,37	1,3660	21,1263	16,90	85 Berg, Yvonne

PRODUCTION -- Overall Stage Results

Tallmilan Cup 2010

Printed maj 9, 2010 at 17:05




Stage 4 -- Stage 4

	PTS	TIME	HIT FACTOR	STAGE POINTS	STAGE PERCENT	COMPETITOR # Name
1	117	16,65	7,0270	125,0000	100,00	27 Modigh, Johan
2	113	18,37	6,1513	109,4228	87,54	70 Ekstedt, Stefan
3	107	17,71	6,0418	107,4740	85,98	26 Classon, Joakim
4	123	20,60	5,9709	106,2127	84,97	18 Holmqvist, Hans
5	123	20,76	5,9249	105,3941	84,32	14 Flyberg, Fredrik
6	117	21,18	5,5241	98,2649	78,61	21 Larsson, Jan
7	111	20,30	5,4680	97,2670	77,81	53 Agnebo, Mikael
8	110	20,48	5,3711	95,5435	76,43	13 Wildemo, Fredrik
9	115	23,25	4,9462	87,9859	70,39	78 Duse, Tobias
10	119	24,40	4,8770	86,7552	69,40	66 Gustafsson, Rickard
11	117	24,33	4,8089	85,5425	68,43	81 Persson, Torkel
12	119	26,24	4,5351	80,6718	64,54	28 Bjuhr, Jörgen
13	121	26,91	4,4965	79,9853	63,99	64 Svedberg, Peter
14	111	25,00	4,4400	78,9808	63,18	33 Stangvik, Kent
15	117	26,40	4,4318	78,8352	63,07	58 Åström, Patrik
16	89	20,75	4,2892	76,2975	61,04	43 Pärnaste, Martin
17	121	28,35	4,2681	75,9225	60,74	2 Rothman, Anders
18	98	23,85	4,1090	73,0930	58,47	84 Johansson, Uno
19	86	21,87	3,9323	69,9501	55,96	1 Franzen, Anders
20	119	30,50	3,9016	69,4042	55,52	86 Larsson, Håkan
21	107	27,84	3,8434	68,3680	54,69	9 Nordström, Daniel
22	109	30,65	3,5563	63,2608	50,61	79 Vuolevi, Tommi
23	96	27,86	3,4458	61,2955	49,04	44 Schaefer, Martin
24	113	32,98	3,4263	60,9489	48,76	35 Donred, Krister
25	111	33,86	3,2782	58,3142	46,65	45 Tuveson, Niklas
26	119	36,46	3,2639	58,0589	46,45	48 Högström, Mattias
27	115	36,58	3,1438	55,9233	44,74	73 Lundin, Sven
28	78	27,33	2,8540	50,7684	40,61	54 Söderström, Mikael D
29	115	43,94	2,6172	46,5561	37,24	56 Idemalm, Nils
30	76	30,15	2,5207	44,8399	35,87	6 Pålsson, Carl
31	100	42,30	2,3641	42,0531	33,64	55 Thulin, Mikael
32	68	48,84	1,3923	24,7669	19,81	29 Lallerstedt, Karl

REVOLVER (STANDARD) -- Overall Stage Results

Tallmilan Cup 2010

Printed maj 9, 2010 at 17:05



Stage 4 -- Stage 4

	PTS	TIME	HIT FACTOR	STAGE POINTS	STAGE PERCENT	COMPETITOR # Name
1	105	32,58	3,2228	125,0000	100,00	59 Bergfeldt, Per
2	109	34,24	3,1834	123,4709	98,78	50 Jansson, Mikael
3	102	37,71	2,7049	104,9097	83,93	57 Selinder, Patrik
4	117	43,70	2,6773	103,8428	83,07	60 Egemalm, Per
5	98	42,22	2,3212	90,0284	72,02	40 Lindblå, Magnus
6	106	52,36	2,0244	78,5196	62,82	20 Stenberg, Henrik

OPEN -- Overall Stage Results

Tallmilan Cup 2010

Printed maj 9, 2010 at 17:05




Stage 5 -- Stage 5

	PTS	TIME	HIT FACTOR	STAGE POINTS	STAGE PERCENT	COMPETITOR # Name
1	106	15,27	6,9417	110,0000	100,00	38 Skoog, Lars-Tony
2	104	19,01	5,4708	86,6916	78,81	82 Lundqvist, Ulf
3	102	18,89	5,3997	85,5646	77,79	5 Edin, Bo
4	87	17,29	5,0318	79,7352	72,49	63 Rydell, Peter
5	102	21,01	4,8548	76,9308	69,94	69 Lönn, Rolf
6	66	19,57	3,3725	53,4415	48,58	51 Landstedt, Micke

STANDARD -- Overall Stage Results

Tallmilan Cup 2010

Printed maj 9, 2010 at 17:05



Stage 5 -- Stage 5

	PTS	TIME	HIT FACTOR	STAGE POINTS	STAGE PERCENT	COMPETITOR # Name
1	102	17,39	5,8654	110,0000	100,00	37 Lindstedt, Lars
2	99	16,96	5,8373	109,4716	99,52	8 Lundberg, Clas
3	99	21,05	4,7031	88,2013	80,18	72 Lundberg, Sven
4	83	18,45	4,4986	84,3672	76,70	32 Karlsson, Kenneth
5	101	23,35	4,3255	81,1198	73,75	23 Sundgren, Jens
6	94	22,06	4,2611	79,9124	72,65	22 Rosenblad, Jari
7	81	19,13	4,2342	79,4076	72,19	52 Olander, Micke
8	93	22,04	4,2196	79,1341	71,94	76 Lundgren, Thomas
9	109	29,52	3,6924	69,2472	62,95	24 Forsberg, Jim
10	89	24,45	3,6401	68,2658	62,06	75 Ekstrand, Thomas
11	96	27,27	3,5204	66,0204	60,02	17 Andersson, Hans
12	83	25,10	3,3068	62,0150	56,38	47 Parhammar, Mats
13	90	28,32	3,1780	59,5993	54,18	61 Lundin, Per
14	76	24,87	3,0559	57,3099	52,10	49 Stigstedt, Michael
15	90	29,82	3,0181	56,6014	51,46	11 Eliaseson, Fredrik
16	51	17,87	2,8539	53,5227	48,66	68 Dahlman, Roland
17	88	33,25	2,6466	49,6344	45,12	65 Soler, Ricardo
18	83	31,76	2,6134	49,0106	44,56	10 Svensson, Daniel
19	67	28,64	2,3394	43,8727	39,88	74 Björlund, Thomas
20	83	35,99	2,3062	43,2502	39,32	19 Matern-Lindewald, Henrik
21	67	29,31	2,2859	42,8698	38,97	4 Bäckström, Bengt
22	76	34,95	2,1745	40,7811	37,07	83 Siljedahl, Ulf
23	68	32,41	2,0981	39,3479	35,77	34 Jansson, Kjell-Åke
24	74	36,00	2,0556	38,5497	35,05	12 Motevaseli, Farshad
25	63	31,08	2,0270	38,0147	34,56	67 Lundgren, Robert
26	72	37,19	1,9360	36,3077	33,01	77 Kallin, Timmy
27	58	34,73	1,6700	31,3195	28,47	87 Tunfalk, Mats
28	38	32,85	1,1568	21,6940	19,72	30 Persson, Karsten
29	49	57,15	0,8574	16,0795	14,62	31 Garp, Kenneth
30	56	76,54	0,7316	13,7212	12,47	71 Basic, Susan
31	0	37,73	0,0000	0,0000	0,00	85 Berg, Yvonne

PRODUCTION -- Overall Stage Results

Tallmilan Cup 2010

Printed maj 9, 2010 at 17:05




Stage 5 -- Stage 5

	PTS	TIME	HIT FACTOR	STAGE POINTS	STAGE PERCENT	COMPETITOR # Name
1	94	17,45	5,3868	110,0000	100,00	70 Ekstedt, Stefan
2	92	18,89	4,8703	99,4526	90,41	13 Wildemo, Fredrik
3	98	21,01	4,6644	95,2490	86,59	27 Modigh, Johan
4	90	19,53	4,6083	94,1024	85,55	18 Holmqvist, Hans
5	100	22,84	4,3783	89,4055	81,28	14 Flyberg, Fredrik
6	86	20,65	4,1646	85,0430	77,31	33 Stangvik, Kent
7	100	24,24	4,1254	84,2418	76,58	66 Gustafsson, Rickard
8	94	23,63	3,9780	81,2315	73,85	78 Duse, Tobias
9	79	22,03	3,5860	73,2273	66,57	53 Agnebo, Mikael
10	88	24,55	3,5845	73,1967	66,54	44 Schaefer, Martin
11	86	24,08	3,5714	72,9293	66,30	26 Classon, Joakim
12	80	22,43	3,5667	72,8318	66,21	54 Söderström, Mikael D
13	69	19,66	3,5097	71,6681	65,15	81 Persson, Torkel
14	94	29,30	3,2082	65,5119	59,56	6 Pålsson, Carl
15	88	28,51	3,0866	63,0298	57,30	58 Åström, Patrik
16	71	24,22	2,9315	59,8611	54,42	43 Pärnaste, Martin
17	98	34,27	2,8596	58,3945	53,09	55 Thulin, Mikael
18	96	37,09	2,5883	52,8536	48,05	45 Tuveson, Niklas
19	69	26,74	2,5804	52,6924	47,90	1 Franzen, Anders
20	69	27,31	2,5265	51,5926	46,90	9 Nordström, Daniel
21	71	28,38	2,5018	51,0865	46,44	64 Svedberg, Peter
22	75	30,32	2,4736	50,5117	45,92	2 Rothman, Anders
23	70	29,17	2,3997	49,0029	44,55	56 Idemalm, Nils
24	69	35,61	1,9377	39,5674	35,97	29 Lallerstedt, Karl
25	48	27,21	1,7641	36,0224	32,75	86 Larsson, Håkan
26	64	37,14	1,7232	35,1883	31,99	48 Högström, Mattias
27	48	27,94	1,7180	35,0813	31,89	28 Bjuhr, Jörgen
28	38	36,34	1,0457	21,3530	19,41	73 Lundin, Sven
29	20	19,67	1,0168	20,7628	18,88	21 Larsson, Jan
30	35	36,11	0,9693	19,7925	17,99	35 Donred, Krister
31	12	22,73	0,5279	10,7806	9,80	84 Johansson, Uno
32	0	27,19	0,0000	0,0000	0,00	79 Vuolevi, Tommi

REVOLVER (STANDARD) -- Overall Stage Results

Tallmilan Cup 2010

Printed maj 9, 2010 at 17:05



Stage 5 -- Stage 5

	PTS	TIME	HIT FACTOR	STAGE POINTS	STAGE PERCENT	COMPETITOR # Name
1	99	31,20	3,1731	110,0000	100,00	59 Bergfeldt, Per
2	96	31,18	3,0789	106,7351	97,03	50 Jansson, Mikael
3	102	38,23	2,6681	92,4928	84,08	60 Egemalm, Per
4	73	31,93	2,2863	79,2567	72,05	57 Selinder, Patrik
5	80	37,84	2,1142	73,2910	66,63	40 Lindblå, Magnus
6	63	49,87	1,2633	43,7939	39,81	20 Stenberg, Henrik

OPEN -- Overall Stage Results

Tallmilan Cup 2010

Printed maj 9, 2010 at 17:05




Stage 6 -- Stage 6

	PTS	TIME	HIT FACTOR	STAGE POINTS	STAGE PERCENT	COMPETITOR # Name
1	139	17,58	7,9067	150,0000	100,00	38 Skoog, Lars-Tony
2	141	25,35	5,5621	105,5204	70,35	63 Rydell, Peter
3	132	25,24	5,2298	99,2156	66,14	82 Lundqvist, Ulf
4	143	28,02	5,1035	96,8196	64,55	69 Lönn, Rolf
5	129	27,80	4,6403	88,0319	58,69	5 Edin, Bo
6	94	36,11	2,6032	49,3851	32,92	51 Landstedt, Micke

STANDARD -- Overall Stage Results

Tallmilan Cup 2010

Printed maj 9, 2010 at 17:05




Stage 6 -- Stage 6

	PTS	TIME	HIT FACTOR	STAGE POINTS	STAGE PERCENT	COMPETITOR # Name
1	135	20,38	6,6241	150,0000	100,00	37 Lindstedt, Lars
2	119	22,87	5,2033	117,8264	78,55	8 Lundberg, Clas
3	126	24,77	5,0868	115,1877	76,79	72 Lundberg, Sven
4	125	25,98	4,8114	108,9513	72,63	32 Karlsson, Kenneth
5	143	31,10	4,5981	104,1208	69,41	76 Lundgren, Thomas
6	141	31,15	4,5265	102,4997	68,33	47 Parhammar, Mats
7	146	34,81	4,1942	94,9753	63,32	61 Lundin, Per
8	146	35,87	4,0703	92,1686	61,45	24 Forsberg, Jim
9	136	34,20	3,9766	90,0481	60,03	22 Rosenblad, Jari
10	103	27,75	3,7117	84,0496	56,03	23 Sundgren, Jens
11	134	36,61	3,6602	82,8832	55,26	74 Björlund, Thomas
12	87	25,59	3,3998	76,9858	51,32	52 Olander, Micke
13	67	19,84	3,3770	76,4707	50,98	68 Dahlman, Roland
14	119	35,65	3,3380	75,5873	50,39	4 Bäckström, Bengt
15	120	37,20	3,2258	73,0466	48,70	49 Stigstedt, Michael
16	142	44,57	3,1860	72,1452	48,10	77 Kallin, Timmy
17	103	32,38	3,1810	72,0314	48,02	17 Andersson, Hans
18	106	33,86	3,1305	70,8893	47,26	75 Ekstrand, Thomas
19	109	37,64	2,8959	65,5750	43,72	11 Eliaseson, Fredrik
20	95	34,90	2,7221	61,6396	41,09	34 Jansson, Kjell-Åke
21	132	50,40	2,6190	59,3069	39,54	30 Persson, Karsten
22	117	45,41	2,5765	58,3440	38,90	12 Motevaseli, Farshad
23	147	58,53	2,5115	56,8723	37,91	10 Svensson, Daniel
24	136	55,94	2,4312	55,0526	36,70	87 Tunfalk, Mats
25	94	39,94	2,3535	53,2944	35,53	67 Lundgren, Robert
26	77	36,40	2,1154	47,9017	31,93	31 Garp, Kenneth
27	96	47,20	2,0339	46,0565	30,70	19 Matern-Lindewald, Henrik
28	91	47,98	1,8966	42,9480	28,63	65 Soler, Ricardo
29	51	39,39	1,2947	29,3188	19,55	83 Siljedahl, Ulf
30	75	59,42	1,2622	28,5818	19,05	85 Berg, Yvonne
31	0	29,06	0,0000	0,0000	0,00	71 Basic, Susan

PRODUCTION -- Overall Stage Results

Tallmilan Cup 2010

Printed maj 9, 2010 at 17:05




Stage 6 -- Stage 6

	PTS	TIME	HIT FACTOR	STAGE POINTS	STAGE PERCENT	COMPETITOR # Name
1	115	20,35	5,6511	150,0000	100,00	70 Ekstedt, Stefan
2	136	24,40	5,5738	147,9473	98,63	13 Wildemo, Fredrik
3	130	24,34	5,3410	141,7688	94,51	64 Svedberg, Peter
4	140	26,68	5,2474	139,2836	92,86	27 Modigh, Johan
5	142	28,67	4,9529	131,4675	87,65	18 Holmqvist, Hans
6	140	30,74	4,5543	120,8877	80,59	26 Classon, Joakim
7	126	29,44	4,2799	113,6032	75,74	33 Stangvik, Kent
8	119	27,99	4,2515	112,8501	75,23	21 Larsson, Jan
9	122	30,51	3,9987	106,1391	70,76	14 Flyberg, Fredrik
10	144	36,83	3,9099	103,7812	69,19	66 Gustafsson, Rickard
11	110	29,51	3,7276	98,9421	65,96	78 Duse, Tobias
12	128	35,24	3,6322	96,4122	64,27	44 Schaefer, Martin
13	128	37,78	3,3880	89,9303	59,95	28 Bjuhr, Jörgen
14	87	25,81	3,3708	89,4724	59,65	53 Agnebo, Mikael
15	117	34,99	3,3438	88,7564	59,17	45 Tuveson, Niklas
16	104	31,14	3,3398	88,6487	59,10	54 Söderström, Mikael D
17	107	35,66	3,0006	79,6453	53,10	79 Vuolevi, Tommi
18	99	33,44	2,9605	78,5827	52,39	9 Nordström, Daniel
19	129	44,05	2,9285	77,7323	51,82	58 Åström, Patrik
20	136	49,54	2,7453	72,8687	48,58	48 Högström, Mattias
21	89	32,43	2,7444	72,8452	48,56	1 Franzen, Anders
22	92	34,42	2,6729	70,9471	47,30	55 Thulin, Mikael
23	73	28,22	2,5868	68,6631	45,78	43 Pärnaste, Martin
24	80	31,08	2,5740	68,3230	45,55	84 Johansson, Uno
25	105	41,25	2,5455	67,5652	45,04	56 Idemalm, Nils
26	128	51,46	2,4874	66,0234	44,02	2 Rothman, Anders
27	104	47,05	2,2104	58,6721	39,11	35 Donred, Krister
28	87	39,43	2,2064	58,5666	39,04	6 Pålsson, Carl
29	83	43,48	1,9089	50,6695	33,78	86 Larsson, Håkan
30	69	44,93	1,5357	40,7634	27,18	29 Lallerstedt, Karl
31	29	23,24	1,2478	33,1222	22,08	81 Persson, Torkel
32	0	49,75	0,0000	0,0000	0,00	73 Lundin, Sven

REVOLVER (STANDARD) -- Overall Stage Results

Tallmilan Cup 2010

Printed maj 9, 2010 at 17:05



Stage 6 -- Stage 6

	PTS	TIME	HIT FACTOR	STAGE POINTS	STAGE PERCENT	COMPETITOR # Name
1	140	38,44	3,6420	150,0000	100,00	57 Selinder, Patrik
2	127	39,54	3,2119	132,2859	88,19	50 Jansson, Mikael
3	146	53,34	2,7372	112,7318	75,15	59 Bergfeldt, Per
4	108	51,51	2,0967	86,3533	57,57	40 Lindblå, Magnus
5	134	65,51	2,0455	84,2449	56,16	60 Egemalm, Per
6	30	33,80	0,8876	36,5554	24,37	20 Stenberg, Henrik

OPEN -- Overall Stage Results

Tallmilan Cup 2010

Printed maj 9, 2010 at 17:05



Stage 7 -- Stage 7

	PTS	TIME	HIT FACTOR	STAGE POINTS	STAGE PERCENT	COMPETITOR # Name
1	85	11,93	7,1249	90,0000	100,00	38 Skoog, Lars-Tony
2	76	22,48	3,3808	42,7053	47,45	5 Edin, Bo
3	50	17,59	2,8425	35,9061	39,90	69 Lönn, Rolf
4	67	24,57	2,7269	34,4456	38,27	82 Lundqvist, Ulf
5	0	24,71	0,0000	0,0000	0,00	63 Rydell, Peter
6	0	48,16	0,0000	0,0000	0,00	51 Landstedt, Micke

STANDARD -- Overall Stage Results

Tallmilan Cup 2010

Printed maj 9, 2010 at 17:05




Stage 7 -- Stage 7

	PTS	TIME	HIT FACTOR	STAGE POINTS	STAGE PERCENT	COMPETITOR # Name
1	85	15,25	5,5738	90,0000	100,00	8 Lundberg, Clas
2	63	14,60	4,3151	69,6757	77,42	68 Dahlman, Roland
3	61	15,98	3,8173	61,6377	68,49	72 Lundberg, Sven
4	60	15,94	3,7641	60,7794	67,53	17 Andersson, Hans
5	74	19,85	3,7280	60,1956	66,88	32 Karlsson, Kenneth
6	84	22,94	3,6617	59,1261	65,70	23 Sundgren, Jens
7	66	21,38	3,0870	49,8459	55,38	24 Forsberg, Jim
8	63	21,24	2,9661	47,8938	53,22	47 Parhammar, Mats
9	60	21,08	2,8463	45,9594	51,07	22 Rosenblad, Jari
10	78	28,02	2,7837	44,9490	49,94	49 Stigstedt, Michael
11	85	31,49	2,6993	43,5853	48,43	10 Svensson, Daniel
12	44	17,03	2,5837	41,7188	46,35	52 Olander, Micke
13	46	23,42	1,9641	31,7150	35,24	75 Ekstrand, Thomas
14	40	22,74	1,7590	28,4029	31,56	61 Lundin, Per
15	43	26,25	1,6381	26,4504	29,39	67 Lundgren, Robert
16	33	22,58	1,4615	23,5984	26,22	74 Björlund, Thomas
17	40	27,68	1,4451	23,3339	25,93	30 Persson, Karsten
18	32	25,94	1,2336	19,9193	22,13	87 Tunfalk, Mats
19	30	24,37	1,2310	19,8774	22,09	4 Bäckström, Bengt
20	9	16,54	0,5441	8,7862	9,76	76 Lundgren, Thomas
21	1	15,24	0,0656	1,0595	1,18	37 Lindstedt, Lars
22	0	37,79	0,0000	0,0000	0,00	31 Garp, Kenneth
23	0	15,39	0,0000	0,0000	0,00	34 Jansson, Kjell-Åke
24	0	26,53	0,0000	0,0000	0,00	83 Siljedahl, Ulf
25	0	25,66	0,0000	0,0000	0,00	65 Soler, Ricardo
26	0	26,92	0,0000	0,0000	0,00	77 Kallin, Timmy
27	0	24,18	0,0000	0,0000	0,00	11 Eliaseson, Fredrik
28	0	22,30	0,0000	0,0000	0,00	12 Motevaseli, Farshad
29	0	22,39	0,0000	0,0000	0,00	19 Matern-Lindewald, Henrik

PRODUCTION -- Overall Stage Results

Tallmilan Cup 2010

Printed maj 9, 2010 at 17:05



Stage 7 -- Stage 7

	PTS	TIME	HIT FACTOR	STAGE POINTS	STAGE PERCENT	COMPETITOR # Name
1	68	16,84	4,0380	90,0000	100,00	13 Wildemo, Fredrik
2	78	19,60	3,9796	88,6981	98,55	66 Gustafsson, Rickard
3	80	20,32	3,9370	87,7490	97,50	14 Flyberg, Fredrik
4	66	17,79	3,7099	82,6882	91,88	18 Holmqvist, Hans
5	66	18,22	3,6224	80,7367	89,71	70 Ekstedt, Stefan
6	72	20,21	3,5626	79,4039	88,23	53 Agnebo, Mikael
7	72	21,51	3,3473	74,6050	82,89	26 Classon, Joakim
8	66	20,71	3,1869	71,0296	78,92	33 Stangvik, Kent
9	61	19,49	3,1298	69,7579	77,51	27 Modigh, Johan
10	44	17,98	2,4472	54,5430	60,60	21 Larsson, Jan
11	44	19,29	2,2810	50,8389	56,49	44 Schaefer, Martin
12	70	31,14	2,2479	50,1020	55,67	64 Svedberg, Peter
13	70	32,68	2,1420	47,7410	53,05	45 Tuveson, Niklas
14	43	23,29	1,8463	41,1505	45,72	79 Vuolevi, Tommi
15	44	25,18	1,7474	38,9469	43,27	78 Duse, Tobias
16	38	22,33	1,7017	37,9289	42,14	54 Söderström, Mikael D
17	29	17,82	1,6274	36,2715	40,30	43 Pärnaste, Martin
18	29	18,66	1,5541	34,6387	38,49	81 Persson, Torkel
19	17	18,99	0,8952	19,9526	22,17	58 Åström, Patrik
20	17	20,88	0,8142	18,1466	20,16	28 Bjuhr, Jörgen
21	20	27,06	0,7391	16,4732	18,30	2 Rothman, Anders
22	7	19,81	0,3534	7,8757	8,75	84 Johansson, Uno
23	5	24,67	0,2027	4,5173	5,02	55 Thulin, Mikael
24	0	23,47	0,0000	0,0000	0,00	48 Högström, Mattias
25	0	23,98	0,0000	0,0000	0,00	6 Pålsson, Carl
26	0	23,63	0,0000	0,0000	0,00	86 Larsson, Håkan
27	0	22,84	0,0000	0,0000	0,00	1 Franzen, Anders
28	0	25,54	0,0000	0,0000	0,00	56 Idemalm, Nils
29	0	19,56	0,0000	0,0000	0,00	9 Nordström, Daniel
30	0	24,81	0,0000	0,0000	0,00	29 Lallerstedt, Karl
31	0	4,83	0,0000	0,0000	0,00	35 Donred, Krister
32	0	24,79	0,0000	0,0000	0,00	73 Lundin, Sven

REVOLVER (STANDARD) -- Overall Stage Results

Tallmilan Cup 2010

Printed maj 9, 2010 at 17:05



Stage 7 -- Stage 7

	PTS	TIME	HIT FACTOR	STAGE POINTS	STAGE PERCENT	COMPETITOR # Name
1	76	24,83	3,0608	90,0000	100,00	59 Bergfeldt, Per
2	76	25,57	2,9722	87,3954	97,11	50 Jansson, Mikael
3	78	27,05	2,8835	84,7877	94,21	40 Lindblå, Magnus
4	78	28,21	2,7650	81,3012	90,33	60 Egemalm, Per
5	63	27,61	2,2818	67,0934	74,55	57 Selinder, Patrik
6	26	32,36	0,8035	23,6249	26,25	20 Stenberg, Henrik



Disqualified Shooters

No. Name

36 Kallin, Kurt-Åke
62 Alvarsson, Peter